

SunCruiser[®]





*Matched to your
Boating Lifestyle...
& your Family Budget.*

Whether your ideal day on the water includes cruising or fishing – or the best birthday party ever – you’ll find a Suncruiser® designed to match your family’s boating lifestyle. Whichever value-packed Series you choose – sporty Suncruiser SS, luxury Suncruiser LS, or versatile Tahiti deck boat – you’re sure to be pleased with their exceptional level of standard amenities, high-quality construction and meticulous attention to detail.



Suncruiser®

Superior Value Pontoons & Deck Boats!

All Suncruisers are available in both **cruising** and **fishing** models in three stylish color schemes. (See page 37 for color choices.)

SS

SPORT SERIES



If you're looking for an affordable, all-family funship, then a SunCruiser SS is meant for you. SS models come fully-packaged with just the right amenities and features. They're the perfect easy-on-the-budget weekend getaway boats. With distinctive island themed graphics, plus our attractive and comfortable furniture settings, you'll get the ideal combination of quality, features and style. Your friends are sure to be impressed.

Pages 8-15

Cruisers	SS 180
	SS 200
	SS 220
	SS 240
Anglers	SS 184
	SS 204
	SS 224

LS

LUXURY SERIES



Loaded from bow to stern with gracious amenities and added comfort features, a SunCruiser LS luxury pontoon is the perfect location to entertain your guests. Their beautiful, comfortable interiors with sleek lines offer more style than you would imagine. Whether it's a romantic dinner for two, an all-family excursion, or a lively party for up to 16, the good times are even better aboard one of the finest pontoons in their class.

Pages 16-25

Cruisers	LS 200
	LS 220
	LS 240
Anglers	LS 204
	LS 224

Tahiti

DECK BOAT SERIES



Escape in style and comfort aboard a SunCruiser Tahiti deck with a quick-planing variable-V hull that combines sparkling performance with a smooth, dry ride. A Tahiti is the perfect answer for boaters who want more top speed and versatility along with the spacious and comfortable layout of a traditional pontoon. They're lightweight and easy to trailer for extending your on-water adventures to new and varied locations.

Pages 26-35

Cruisers	Tahiti 190
	Tahiti 220
Anglers	Tahiti 194
	Tahiti 224



We are so confident in our superior materials, construction and engineering that we back every SunCruiser with a Lifetime Limited Warranty. Further, the NMMA Certified label on a SunCruiser is your proof the boat was built to meet and often exceed strict quality and safety standards. SunCruiser strives to exceed safety and quality standards, providing you with a well-crafted, safe boat. See page 36 for details.

Designed For Family Fun...



Affordable Luxury

Suncruiser sets the standard in true affordable comfort. Luxurious furniture coverings are hand-crafted from our exclusive, premium-grade DuraLux SRT™ vinyl for a soft, supple touch. To eliminate rot, our seat backs and bases employ molded polyethylene.

(shown w/ optional Contour II™ captain's chair)

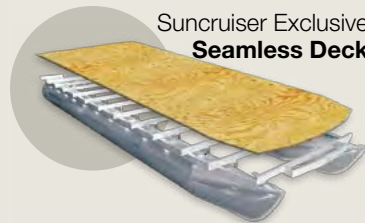


ROTOCAST™
EVERLAST
SEAT FRAMES


Perfectly Seamless

To achieve maximum durability, rigidity and strength, SunCruiser employs an Exclusive seamless, 7-ply, marine-grade, pressure-treated plywood deck. We are so confident in our decks that we cover them with our Lifetime Limited Warranty.

Suncruiser Exclusive
Seamless Deck



Competitive
"multi-piece" deck



...Crafted for Carefree Boating!



1 *Feeling Bonded*

It's not surprising that our pontoons feel more stable underway. Their deck frames are computer engineered tying the entire structure together into one cohesive unit we call SuperLock™ construction.



2 *Strength in Numbers*

Sometimes the things you can't see make the biggest difference. Hidden below the deck, our Power Grid™ cross members are bigger, stronger and closer together for years of carefree boating fun.




3 *Artfully Trimmed*

Good looks and extra bump protection are tastefully combined in our gracefully curved extruded aluminum trim band with a rubber insert.



4 *Steely Resistance*

To keep your bright work looking bright, we use marine-grade stainless steel hardware to withstand Mother Nature's harshest treatment.



5 *Saddled Up*

For a longer ride, and cleaner looks, "M" shaped saddle brackets run the full-length of the pontoon logs firmly securing the deck structure.



6 *Stay The Course*

Our handsome helm consoles with embedded color won't chalk, fade or turn yellow like fiberglass. They'll look new for years to come.



7 *Cargo Carrier*

Your stowed items will stay cleaner, drier and fresher in roomy, molded polyethylene, under-seat storage containers.



8 *Pretty and Smart*

Our luxurious DuraLux SRT™ vinyl is top-coated to resist stains, mildew and UV rays. It retains its attractive appearance with minimal care, so clean-ups are truly a snap.



9 *First Class Ticket*

Our deluxe seats and lounges are softer on your seat due to our multi-density Reflex™ foam with ergonomic MemoryTec™ construction.



10 *Quality Afoot*

Easy on the eyes as it is to maintain, our rich Olefin Syntec® 22 oz, dense-pile carpeting resists stains, mildew and UV rays.

(See pages 24 & 25 for complete construction details)


Your Choice: Cruising or Fishing Models

CRUISER MODELS

For maximum entertaining comfort, or cruising, camping, tubing, and exploring far off coves, our Cruisers deliver it all. Amenities include spacious lounges with roomy dry storage, a comfortable "L" lounge with table plus a large padded sundeck.

SS

LS



ANGLER MODELS

Looking for a versatile fish and fun machine? Our Anglers have all the amenities you need for fishing and entertaining. Features include 4 fishing seats, a tackle center, livewell, and rod box, plus a comfortable “L” lounge with table for dining or relaxing.

SS

LS



Suncruiser SS

SPORT SERIES

Super Value! Super Fun!



Create great family memories. Fishing, cruising, pulling water toys or just relaxing with family or friends, whichever type boating matches your lifestyle, there's a Suncruiser SS designed to match your budget. Choose a SS Cruiser Model with loads of comfort features and amenities for exciting on-water adventures. If fishing is your passion, check out our Angler Models with all the right features, included standard. Either way, you'll enjoy the low family-value pricing.

To accommodate your every wish, these affordable packages include stylish furniture settings on an extra-wide 8'6" deck accented by our custom carpet and exclusive DuraLux SRT™ vinyl seating with Reflex™ multi-density foam. The handsome rotomolded console with speedometer, tachometer, voltmeter and fuel gauges will please the captain, while the Jensen® AM/FM CD stereo

with MP3 player port and 4 coaxial speakers are sure to entertain your guests. And, to match your performance needs, your SS comes with your choice of Mercury outboard. It's all set off with a selection of striking graphics available in three contemporary color schemes to make a lasting personal statement.



value-added
features

- Comfortable Chaise Lounge
- Jensen® AM/FM CD Stereo
- Privacy Enclosure
- MP3 Port
- Spacious "L" Lounge
- Polyethylene Storage Boxes



Suncruiser SS

180 200



Get Away Aboard These Compact Cruisers
Big in comfort, but compact in length, these spacious Cruisers with 8'6" decks, deluxe furniture settings, custom weave carpet and numerous amenities are sure to please. Everything you would expect from a larger, higher-cost cruiser is included. Enjoy the finest quality pontooning experience at a very pleasing price.

Cruiser Amenities

KEY FEATURES:

- Extra-Wide 8'6" Deck
- DuraLux SRT™ Vinyl
- One-Piece, 7-Ply Treated Deck
- Deluxe Custom Weave Carpet
- All Stainless Steel Hardware
- Molded Polyethylene Seat Bases
- Bonded SuperLock™ Construction
- Heavy-Duty, 3-Chamber 23" Logs
- Limited Lifetime Warranty

KEY OPTIONS:


- Choice of Mercury® Outboard
- Sirius® Satellite Receiver
- Contoure II™ Luxury Helm Chair
- Round Table in Bow
- Wave Tamer w/ Spray Shield
- Center Pontoon Log (200)
- Stainless Steel Ski Pylon
- 25" Diameter Pontoons
- Fitted Mooring Covers



- A** Comfortable Chaise Lounge
- B** Speed, Tach, Volt & Fuel Gauges
- C** Barrel Helm Chair w/ Pivot Slider
- D** "L" Lounge & Removable Table
- E** Rotomolded Polyethylene Storage
- F** 4-Step Boarding Ladder

Standard Package Equipment:

- Two Bow Lounges w/ Storage
- Chaise on Starboard Lounge (200)
- "L" Lounge w/ X-Large Storage
- Removable Pedestal Table
- Barrel Helm Chair w/ Slider
- Privacy Enclosure
- Rotomolded Console w/ Windshield
- Soft-Grip Steering Wheel
- Anti-Feedback Steering
- Speed, Tach, Volt & Fuel Gauges
- Digital AM/FM CD Stereo w/ MP3 Port
- 40-Qt. Soft-Sided Cooler
- Padded Sundeck w/ Storage
- Docking & Navigation Lights
- Large Bow Deck
- 4-Step Boarding Ladder



SS180

SS200

Photos may show optional equipment.

	SS180	SS200
Pontoon/Deck Length	18'/17'8" 5.5/5.4m	20'/19'8" 6.1/6.0m
Beam	8'6" 2.5m	8'6" 2.5m
Max. Person Capacity*	9	10/13/12
Max. Person Wt. Cap.*	1262 572kg	1413/1769/1746 641/802/792kg
Max hp Capacity*	60 45kw	90/115/90 67/86/67kw
Pontoon Diameter	23" .58m	23" .58m

* Standard Boat / 23" XL Center Log Option / 25" Two Log Upgrade.

Factory Packaged Boats are available with various horsepower Mercury outboards.

Suncruiser pontoons 20' and longer are available with a full-length center pontoon XL performance/rough water option.

Suncruiser SS

220 240



Own Your Own Private Island

For the ultimate combination of luxury and value, these roomy models are the ideal bring-all-your-friends-&-family cruisers. Onboard, you'll discover stylish and comfortable, deluxe seating for entertaining up to 16 guests. Every amenity, convenience and eye-pleasing detail has been considered for your pleasure.

Cruiser Amenities

KEY FEATURES:

- Extra-Wide 8'6" Deck
- DuraLux SRT™ Vinyl
- One-Piece, 7-Ply Treated Deck
- Deluxe Custom Weave Carpet
- All Stainless Steel Hardware
- Molded Polyethylene Seat Bases
- Bonded SuperLock™ Construction
- Heavy-Duty, 3-Chamber 23" Logs
- Limited Lifetime Warranty

KEY OPTIONS:


- Choice of Mercury® Outboard
- Sirius® Satellite Receiver
- Contoure II™ Luxury Helm Chair
- Round Table in Bow
- Wave Tamer w/ Spray Shield
- Center Log & Lifting Strakes
- Stainless Steel Ski Pylon
- Sea Star® Hydraulic Steering
- 25" Diameter Pontoons



- A** Chaise Storage Compartment
- B** Speed, Tach, Volt & Fuel Gauges
- C** 12V Accessory Receptacle
- D** Large Padded Sundeck
- E** Rotomolded Polyethylene Storage
- F** Privacy Enclosure

Standard Package Equipment:

- 2-Bow Lounges w/ Storage
- Chaise on Starboard Lounge
- L-Lounge w/ X-Large Storage
- Removable Pedestal Table
- Barrel Helm Chair w/ Slider
- Privacy Enclosure
- Rotomolded Console w/ Windshield
- Soft-Grip Steering Wheel
- Anti-Feedback Steering
- Speed, Tach, Volt & Fuel Gauges
- Digital AM/FM CD Stereo w/ MP3 Port
- 40-Qt. Soft-Sided Cooler
- Padded Sundeck w/ Storage
- Docking & Navigation Lights
- Large Bow Deck
- 4-Step Boarding Ladder



SS220

SS240

Photos may show optional equipment.

	SS220	SS240
Pontoon/Deck Length	22'/21'8" 6.70/6.60m	24'/23'8" 7.32/7.21m
Beam	8'6" 2.5m	8'6" 2.5m
Max. Person Capacity*	11/14/13	13/16/15
Max. Person Wt. Cap.*	1518/2052/1877 689/931/851kg	1758/2330/2147 797/1057/974kg
Max hp Capacity*	115/135/115 86/101/86kw	115/150/115 86/112/86kw
Pontoon Diameter	23" .58m	23" .58m

* Standard Boat / 23" XL Center Log Option / 25" Two Log Upgrade.

Factory Packaged Boats are available with various horsepower Mercury outboards.

SunCruiser pontoons 20' and longer are available with a full-length center pontoon XL performance/rough water option.

Lifting strakes option available on SunCruiser pontoons 22 feet and longer.

Suncruiser SS

184 204 224



All-Family, 4-Corner Anglers
Looking for a serious fishing machine at an affordable price? These Angler models include wide 8'6" decks, 4 fishing seats, built-in tackle box, vertical 3-rod holder, aerated livewell, plus rod locker (204, 224). When it's time to kick back, you'll enjoy the comfortable "L" lounge with pedestal table and digital AM/FM CD stereo with MP3 port. Just bring the rods and friends.

Angler Amenities

KEY FEATURES:

- Designed for Serious Fishing
- Extra-Wide 8'6" Deck
- DuraLux SRT™ Vinyl
- One-Piece, 7-Ply Treated Deck
- All Stainless Steel Hardware
- Molded Polyethylene Seat Bases
- Bonded SuperLock™ Construction
- Heavy-Duty, 3-Chamber 23" Logs
- Limited Lifetime Warranty

KEY OPTIONS:

- Choice of Mercury® Outboard
- Lowrance® X50DS Fishfinder
- MotorGuide® Trolling Motor
- Contoure II™ Luxury Helm Chair
- Sirius® Satellite Receiver
- 25" Diameter Pontoons (204,224)
- Center Log w/ Wave Tamer (204, 224)
- Running Strakes (224)
- Sea Star® Hydraulic Steering



- A** Pedestal Fishing Seat
- B** 33" / 13 Gallon Aerated Livewell
- C** Built-In Tackle Box
- D** Vertical 3-Rod Holder
- E** Privacy Enclosure
- F** Lowrance® X50DS Fishfinder (Opt.)

Standard Package Equipment:

- 4 Pedestal Fishing Seats
- 33" / 13 Gallon Aerated Livewell
- 7'2" Rod Locker (204, 224)
- Built-In Tackle Box w/ Trays
- Vertical 3-Rod Holder
- Trolling Motor Battery Compartment
- "L" Lounge w/ Storage
- Removable Pedestal Table
- Privacy Enclosure
- Barrel Helm Chair w/ Slider
- Rotomolded Console w/ Windshield
- Soft-Grip Steering Wheel
- Speed, Tach, Volt & Fuel Gauges
- Digital AM/FM CD Stereo w/ MP3 Port
- Sundeck w/ Storage (204, 224)
- 4-Step Boarding Ladder


	SS184	SS204	SS224
Pontoon/Deck Length	18'/17'8" 5.49/5.38m	20'/19'8" 6.10/5.99m	22'/21'8" 6.71/6.60m
Beam	8'6" 2.5m	8'6" 2.5m	8'6" 2.5m
Max. Person Capacity*	9	10/13/12	11/14/13
Max. Person Wt. Cap.*	1262 572kg	1413/1769/1746 641/802/792kg	1518/2052/1877 689/931/851kg
Max hp Capacity*	60 45kw	90/115/90 67/86/67kw	115/135/115 86/101/86kw
Pontoon Diameter	23" .58m	23" .58m	23" .58m

* Standard Boat / 23" XL Center Log Option / 25" Two Log Upgrade.

Factory Packaged Boats are available with various horsepower Mercury outboards.

Suncruiser pontoons 20' and longer are available with a full-length center pontoon XL performance/rough water option.

Lifting strakes option available on Suncruiser pontoons 22 feet and longer.



Photos may show optional equipment.

Suncruiser LS

LUXURY SERIES

Exceptional Features! Superior Value!



Treat yourself to superior luxury and comfort. Nothing in its class surpasses the supple luxury and comfort of a Suncruiser LS. You'll appreciate our custom furniture settings with exclusive DuraLux SRT™ vinyl seating with Reflex Plus™ multi-density, virgin foam. Choose from three designer color choices accented by our custom weave carpet. Every detail has been considered to give you the finest boating experience at a very affordable price.

To entertain in style, we provide a Jensen® AM/FM CD stereo with MP3 player port, 4 coaxial speakers, and 2 directional tweeters. Each LS model features a handsome acrylic composite console with speedometer, tachometer, voltmeter, plus fuel and trim gauges. Whether your perfect getaway includes fishing or cruising – or a bit of both - you'll discover an LS model designed to match your

family's boating lifestyle. If fishing is your ideal adventure, an Angler is right for you. For comfortable entertaining, then consider a Cruiser model. Whichever series you choose, you'll discover more standard amenities, more high-quality construction and more attention to detail.



value-added
features

- Jensen® AM/FM CD Stereo
- Comfortable Chaise Lounge
- 40-Qt. Cooler & Locker
- MP3 Port
- Spacious "L" Lounge
- Large Padded Sundeck



Suncruiser LS

200 220



Discover Unparalleled Quality and Style

Step into one of the most luxurious interiors available with these Cruiser models. Every detail has been considered to give your family the finest experience in this size range. With several lifestyle options, you may choose entertaining friends, a romantic dinner for two, or camping, tubing and exploring. Express your style with one of 3 designer color schemes.

Cruiser Amenities

KEY FEATURES:

- Extra-Wide 8'6" Deck
- DuraLux SRT™ Vinyl
- One-Piece, 7-Ply Treated Deck
- Deluxe Custom Weave Carpet
- All Stainless Steel Hardware
- Molded Polyethylene Storage
- Bonded SuperLock™ Construction
- Heavy-Duty, 3-Chamber 25" Logs
- Limited Lifetime Warranty

KEY OPTIONS:

- Choice of Mercury® Outboard
- Contoure II™ Luxury Helm Chair
- Round Table in Bow
- Wave Tamer w/ Spray Shield
- Sea Star® Hydraulic Steering
- Center Log & Lifting Strakes
- Stainless Steel Ski Pylon
- Fitted Mooring Covers



- A Lockable Dry Glove Box
- B 4-Step Boarding Ladder
- C Barrel Helm Chair w/ Pivot Slider
- D Comfortable Chaise Lounge
- E Rotomolded Polyethylene Storage
- F Chaise Lounge Storage Compartment

Standard Package Equipment:

- 2-Bow Lounges w/ Storage
- Chaise on Starboard Lounge
- "L" Lounge w/ X-Large Storage
- Removable Pedestal Table
- Barrel Helm Chair w/ Slider
- Privacy Enclosure
- Acrylic Composite Console
- Soft-Grip Steering Wheel
- Anti-Feedback Steering
- Speed, Tach, Volt, Trim & Fuel Gauges
- Digital CD Stereo w/ Sirius & MP3 Port
- 40-Qt. Soft-Sided Cooler
- Padded Sundeck w/ Storage
- Docking & Navigation Lights
- Large Bow Deck
- 4-Step Boarding Ladder

	LS200	LS220
Pontoon/Deck Length	20'/19'8" 6.10/5.99m	22'/21'8" 6.71/6.60m
Beam	8'6" 2.5m	8'6" 2.5m
Max. Person Capacity*	12/13	13/14
Max. Person Wt. Cap.*	1746/1769 792/802kg	1877/2052 851/931kg
Max Capacity*	90/115 67/86kw	115/135 86/101kw
Pontoon Diameter	25" .64m	25" .64m

* Standard Boat / XL Center Log Option.

Factory Packaged Boats are available with various horsepower Mercury outboards.

SunCruiser pontoons 20' and longer are available with a full-length center pontoon XL performance/rough water option.

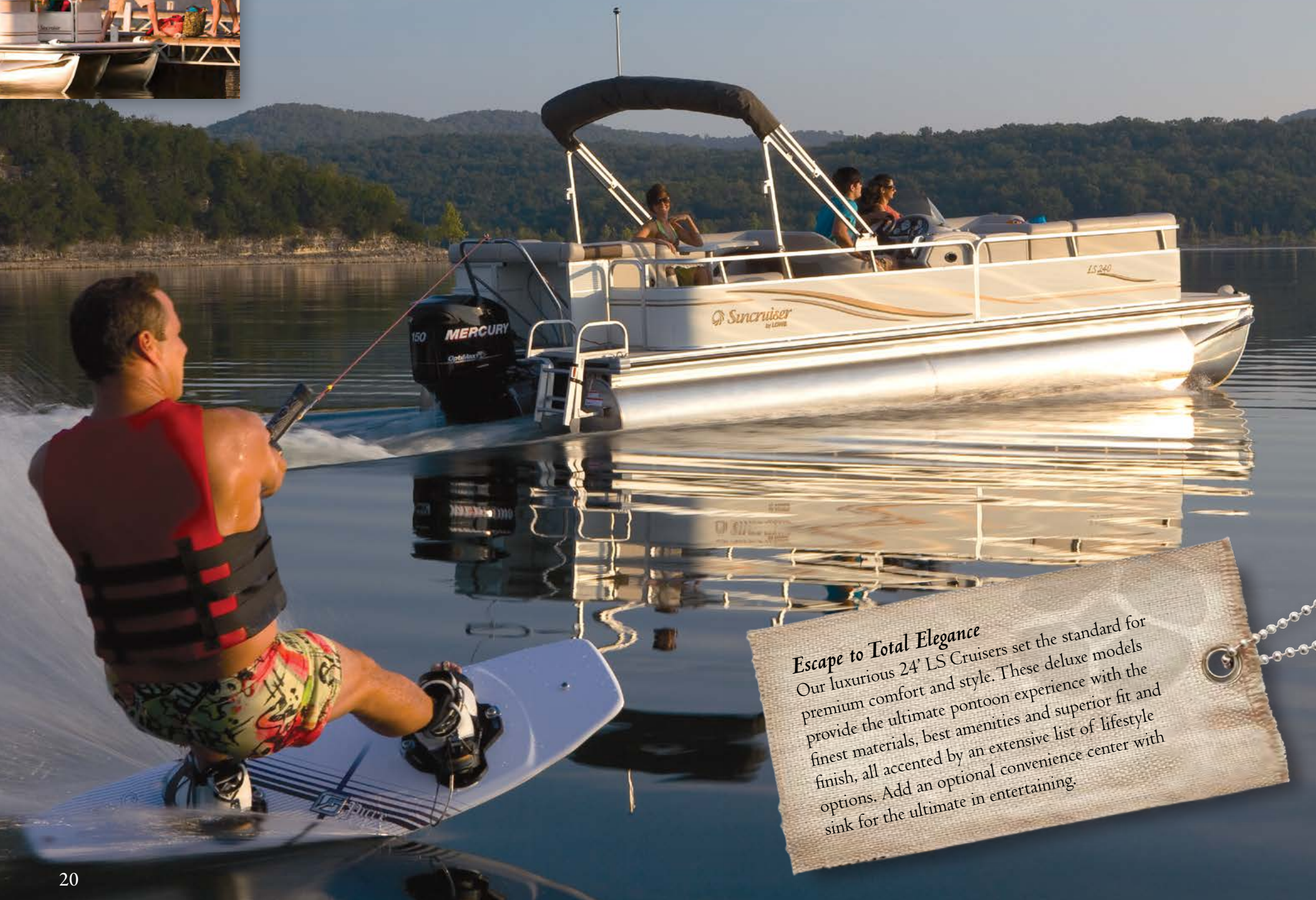
Lifting strakes option available on SunCruiser pontoons 22 feet and longer.



Photos may show optional equipment.

Suncruiser LS

240



Escape to Total Elegance

Our luxurious 24' LS Cruisers set the standard for premium comfort and style. These deluxe models provide the ultimate pontoon experience with the finest materials, best amenities and superior fit and finish, all accented by an extensive list of lifestyle options. Add an optional convenience center with sink for the ultimate in entertaining.


Cruiser Amenities

KEY FEATURES:

- Extra-Wide 8'6" Deck
- DuraLux SRT™ Vinyl
- One-Piece, 7-Ply Treated Deck
- Deluxe Custom Weave Carpet
- All Stainless Steel Hardware
- Molded Polyethylene Storage
- Bonded SuperLock™ Construction
- Heavy-Duty, 3-Chamber 25" Logs
- Limited Lifetime Warranty

KEY OPTIONS:

- Choice of Mercury® Outboard
- Contoure II™ Luxury Helm Chair
- Round Table in Bow
- Wave Tamer w/ Spray Shield
- Center Log & Lifting Strakes
- Sea Star® Hydraulic Steering
- Stainless Steel Ski Pylon
- Fitted Mooring Covers
- Double Bimini Top



- A** Speed, Tach, Volt, Trim & Fuel Gauges
- B** Lighted Cubby w/ 2 Drink Holders
- C** Optional Convenience Center
- D** "L" Lounge & Removable Table
- E** Rotomolded Polyethylene Storage
- F** Privacy Enclosure

Standard Package Equipment:

- 2-Bow Lounges w/ Storage
- Chaise on Starboard Lounge
- "L" Lounge w/ X-Large Storage
- Removable Pedestal Table
- Barrel Helm Chair w/ Slider
- Privacy Enclosure
- Acrylic Composite Console
- Soft-Grip Steering Wheel
- Anti-Feedback Steering
- Speed, Tach, Volt, Trim & Fuel Gauges
- Digital CD Stereo w/ Sirius & MP3 Port
- 40-Qt. Soft-Sided Cooler
- Padded Sundeck w/ Storage
- Docking & Navigation Lights
- Large Bow Deck
- 4-Step Boarding Ladder

	LS240
Pontoon/Deck Length	24'/23'8" 7.32/7.21m
Beam	8'6" 2.5m
Max. Person Capacity*	15/16
Max. Person Wt. Cap.*	2147/2330 974/1057kg
Max hp Capacity*	115/150 86/112kw
Pontoon Diameter	25" .64m

* Standard Boat / XL Center Log Option.

Factory Packaged Boats are available with various horsepower Mercury outboards.

Suncruiser pontoons 20' and longer are available with a full-length center pontoon XL performance/rough water option.

Lifting strakes option available on Suncruiser pontoons 22 feet and longer.

0' 5' 10' 15' 20' 25'



LS240
Standard Model



LS240
with Optional Convenience Center

Suncruiser LS

204 224



Superior Fishing and Cruising Comfort

For fishing in style and comfort, here's the perfect catch. These fully-equipped Anglers include wide 8'6" decks, 4 fishing seats, built-in tackle box, vertical 3-rod holder, aerated livewell, plus rod locker. (Optional trolling motor and fishfinder.) For entertaining, they feature a digital AM/FM CD stereo, comfortable "L" lounge with pedestal table, large sundeck & bimini top.

Angler Amenities

KEY FEATURES:

- Designed for Serious Fishing
- Extra-Wide 8'6" Deck
- DuraLux SRT™ Vinyl
- One-Piece, 7-Ply Treated Deck
- All Stainless Steel Hardware
- Molded Polyethylene Storage
- Bonded SuperLock™ Construction
- Heavy-Duty, 3-Chamber 25" Logs
- Limited Lifetime Warranty

KEY OPTIONS:


- Choice of Mercury® Outboard
- Lowrance® X50DS Fishfinder
- MotorGuide® Trolling Motor
- Under-Seat Lure Trays
- Contoure II™ Luxury Helm Chair
- Center Log w/ Wave Tamer
- Lifting Strakes (224)
- Stainless Steel Ski Pylon
- Fitted Mooring Covers



- A** Pedestal Fishing Seat
- B** 33" 13 Gallon Aerated Livewell
- C** Vertical 3-Rod Holder
- D** Built-In Tackle Box
- E** 7'2" Rod Locker
- F** Privacy Enclosure

Standard Package Equipment:

- 4 Pedestal Fishing Seats
- 33" / 13 Gallon Aerated Livewell
- 7'2" Rod Locker
- Built-In Tackle Box w/ Trays
- Vertical 3-Rod Holder
- Trolling Motor Battery Compartment
- "L" Lounge w/ Storage
- Removable Pedestal Table
- Privacy Enclosure
- Barrel Helm Chair w/ Slider
- Acrylic Console w/ Windshield
- Soft-Grip Steering Wheel
- Speed, Tach, Volt, Trim & Fuel Gauges
- Digital CD Stereo w/ Sirius & MP3 Port
- Sundeck w/ Storage
- 4-Step Boarding Ladder



LS204

LS224

Photos may show optional equipment.

	LS204	LS224
Pontoon/Deck Length	20'/19'8" 6.10/5.99m	22'/21'8" 6.71/6.60m
Beam	8'6" 2.5m	8'6" 2.5m
Max. Person Capacity*	12/13	13/14
Max. Person Wt. Cap.*	1746/1769 792/802kg	1877/2052 851/931kg
Max hp Capacity*	90/115 67/86kw	115/135 86/101kw
Pontoon Diameter	25" .64m	25" .64m

* Standard Boat / XL Center Log Option.

Factory Packaged Boats are available with various horsepower Mercury outboards.

SunCruiser pontoons 20' and longer are available with a full-length center pontoon XL performance/rough water option.

Lifting strakes option available on SunCruiser pontoons 22 feet and longer.

CRAFTED FOR....


Carefree Luxury



Best Quality Furniture

Suncruiser is the “comfort standard”. Luxurious furniture coverings are hand-crafted from our exclusive, premium grade, DuraLux SRT™ vinyl for a soft and supple touch. DuraLux vinyl resists punching, has excellent memory retention to reduce stretching and is mold and mildew resistant. To provide premium comfort and high-end luxury, it's backed by our MemoryTec™ ergonomic construction using Reflex Plus™ multi-density, virgin foam for softer seat backs and more supportive seat bottoms. To eliminate rot, our one-piece EverLast® rotocast molded seat backs and bases employ polyethylene. And, for your added comfort, it's all backed by our Lifetime Limited Warranty.

Optional Contoure II™ captain's chair is fully adjustable with folding arm rests, fore/aft pivot slider, and reclining capability to provide premium driver comfort.




Superior Log Construction



Hydrodynamic Nose Cones

High-performance nose cones are CAD designed for the most efficient and strongest shape possible to reduce turbulence and spray.



Double Welded Bulkheads

For your added safety, Suncruiser pontoons are constructed with welded interior bulkheads, which increase internal strength and durability.



Leak Free Tested

A pressure test port is located on the top of each pontoon section to ensure each separate air chamber is completely water tight.

The Best Components

Suncruiser uses the best quality components such as Teleflex® instruments and steering, Jensen® CD stereos, Mercury® outboards, MotorGuide® trolling motors, Lowrance® fishfinders, and Dowco® canvas. We then go a step further than the competition by utilizing Everlast® polyethylene seating construction, Olefin® Syntec® custom weave, 22 oz. carpet and our “Marine Industry Standard Setting” vacuum-formed composite acrylic/ABS consoles, convenience centers and various integrated components.

Teleflex®

MERCURY
#1 On The Water

JENSEN

LOWRANCE


NEVER STOP
MotorGuide



Enjoy Sirius' 100 commercial-free satellite radio streams featuring 60 music and 40 sports, news, weather and entertainment streams. Optional on SS models.



Secure Deck Construction



Exclusive One-Piece Deck

Seamless, seven-ply 3/4" marine grade pressure-treated plywood is used for maximum strength and lasting durability.




Strongest Deck Brackets

Heavy-duty extruded aluminum “M” brackets create a four point “saddle like” connection to the PowerGrid™ deck for maximum strength and rigidity.



Bigger, Stronger Cross Members

Our PowerGrid™ features 3 1/4" high C-channel cross members closely spaced the “full length” of the deck to provide a solid, quiet ride.




Rugged Extruded Keels

Full-length keels on the bottom of the pontoons improve tracking and provide extra protection.



Maximum Buoyancy Logs

Large 25" and 23" diameter pontoons deliver better running efficiency, and provide a higher person carrying capacity.



Custom Forged Cleats


Functional bow cleats emphasize the stylish appearance of your SunCruiser.

Quality Canvas Materials



Premium Marine Canvas

We use the best quality 100% solution-dyed acrylic tweed fabric for a tight-fitting handsome appearance. Color-fast fabric is mildew and UV resistant and repels water.



Tough & Sturdy Frames

In addition to great looks, our quality aluminum extrusions and ball joint connectors create the industry's toughest, most durable and easiest-to-use frames.



Top Storage Boot

The custom fit boot features a full-width, heavy-duty zipper to completely contain and protect the canvas top and frame.



Handsome composite acrylic/ABS console features embedded color that won't chalk, fade, turn yellow or crack like fiberglass.




Best Design & Construction Technology

Our highly-trained, specialized technicians utilize state-of-the-art Computer Assisted Design (CAD) engineering to assemble a totally-integrated system tying pontoons,

heavy-duty cross members, one-piece pressure treated decks, rails & fencing and all furniture components into one unitized structure we call Superlock™ construction.

As a result, SunCruiser pontoons are much stronger and more durable to provide years of carefree service.



Integrated Construction Technology creates a heavy-duty, rigid deck frame to accommodate today's heavier 4-stroke and higher horsepower outboards.


LS console shown.

Exceptional Rails and Gates



Super-Grip Bolted Decks

Decks are securely bolted to the extruded cross member using stainless steel bolts and k-lock nuts for superior holding strength.



Hi-Performance Motor Mount

HydroWedge™ aluminum motor mounts are designed to reduce spray and to perform correctly with your choice of outboard.



Attractive Corner Castings

The special powder coating creates a highly durable finish to prevent discoloration, pitting and corrosion.



Exclusive QuietRide™ Rails

SunCruiser rails ensure a quiet, rattle-free ride. All side rails are anchored directly to the aluminum deck frame.



Heavy-Gauge Solid Hinges

Heavy-duty, extruded aluminum hinges with closed pivots ensure smooth operation.



Stainless Steel Hardware

Marine grade stainless steel throughout provides good looks, strength and corrosion resistance.



Curved Radius Trim Band

An anodized extruded aluminum trim band with rubber bumper creates a gracefully curved bow.



Stay-Dry™ Rail Spacers

Rail spacers between the deck carpet and the side rails allow water to drain, and help reduce mold and mildew.

Tahiti

PERFORMANCE SERIES


Striking Good Looks! Versatile Performance!



The water runs faster on these islands. Whether your dream is skiing, fishing, cruising, or just relaxing in a far off cove, a Tahiti can deliver it all...just a bit quicker. Available in both Cruiser and Angler models, a sporty Tahiti will add performance and style to your boating experience. When it's party time, their stylish, roomy interiors deliver maximum comfort while their digital AM/FM CD stereo with MP3 port and four coaxial speakers delivers maximum on-water entertainment.

Their striking appearance is accented by our exclusive DuraLux SRT™ vinyl seating with Reflex™ multi-density foam. Custom amenities include an acrylic command console with full instrumentation, custom soft-grip wheel and tinted windshield. With their handsome barrel helm chair, designer furniture layouts in 3 contemporary color schemes, custom weave carpet and color coordinated bimini top, there's a Tahiti to match your sense of style. All these amenities are set atop an all-welded, variable deadrise, deep-V hull for a soft, dry ride in rough water. Plus, these sleek, lightweight aluminum boats are easy to trailer and easy on fuel. Together, these special performance features make every getaway a unique and exciting adventure.





value-added features

- Jensen® CD Stereo w/ Sirius
- Comfortable Chaise Lounges
- Roomy Under-Seat Storage
- Spacious “L” Lounge
- Acrylic/ABS Composite Console
- MP3 Port



Tahiti's extra-wide hulls provide more usable interior space, better overall performance and ensure that you stay on plane, even at slower speeds.

Your Choice: Cruising or Fishing Models

CRUISER MODELS

For maximum entertaining comfort, or cruising, camping, tubing, and exploring far off coves, our Cruisers deliver it all. Amenities include spacious lounges with roomy dry storage, a comfortable "L" lounge with removable table, plus a large padded sundeck.



ANGLER MODELS

Looking for a versatile fish and fun machine? Our Anglers have all the amenities you need for fishing and entertaining. Features include 2 fishing seats, aerated livewell, and in-deck gear/rod storage, plus a comfortable "L" lounge with table for dining or relaxing.



Tahiti

190 220



Cruising Comfort and Style with Extra Zip

Tahiti luxury Cruisers are designed to give you the comfort of a pontoon with the maneuverability and speed of a runabout. They provide the ultimate cruising experience with the finest materials, best amenities and superior fit and finish, all backed by an extensive list of lifestyle options. Experience the ultimate island getaway with a sporty new Tahiti.



Cruiser Amenities

KEY FEATURES:

- DuraLux SRT™ Vinyl Furniture
- 7-Ply Pressure Treated Deck
- All Stainless Steel Hardware
- WideTrac™ Variable Deep-V Hull
- All-Welded .110 Gauge Alloy
- Deluxe Custom Weave Carpet
- 69 Cubic Feet of Gear Storage
- Bonded SuperLock™ Construction
- Lifetime Limited Warranty

KEY OPTIONS:

- Choice of Mercury® Outboard
- Hydraulic Steering w/ Tilt Wheel
- Stainless Steel Ski Pylon
- 40-Qt. Soft-Sided Cooler
- Mooring Cover
- Movable Drink Holders
- Galvanized Bunk Trailer



Photos may show optional equipment.



- A** Speed, Tach, Volt, Trim & Fuel Gauges
- B** Barrel Helm Chair w/ Pivot Slider
- C** "L" Lounge & Removable Table
- D** Roomy Under-Seat Storage
- E** Privacy Enclosure
- F** Chaise Lounge

Standard Package Equipment:

- Two Bow Chaise Lounges
- "L" Lounge w/ Storage
- Removable Pedestal Table
- Barrel Helm Chair w/ Pivot Slider
- Console w/ Tinted Windshield
- Soft-Grip Steering Wheel
- Anti-Feedback Steering
- Speed, Tach, Volt, Trim & Fuel Gauges
- Privacy Enclosure
- Digital AM/FM CD Stereo & MP3 Port
- Sirius® Satellite Receiver
- Interior Courtesy Lights
- Padded Sundeck w/ Storage
- In-Deck Storage Lockers
- Navigation Lights
- Bimini Top w/ Boot
- Painted Bunk Trailer w/ brakes

	TH190	TH220
Deck Length	19' 5.8m	22' 6.7m
Beam	8'6" 2.5m	8'6" 2.5m
Max. Person Capacity	10	12
Max. Person Wt. Cap.	1395 663kg	1660 753kg
Max hp Capacity	150 111kw	200 149kw
Approx. Hull Weight	1985 900kg	2180 989kg

Factory Packaged Boats are available with various horsepower Mercury® outboards.

Tahiti

194 224



The Ultimate in Versatility

Tahiti Anglers offer the performance of a runabout combined with the features of a serious fish boat. We include 2 deluxe fishing seats, rod locker, large in-deck gear compartments, and a bow aerated livewell for serious angling, plus all the amenities, comforts and deluxe seating of a luxury pontoon. These sporty islands have it all!


Angler Amenities

KEY FEATURES:


- DuraLux SRT™ Vinyl Furniture
- 7-Ply Pressure Treated Deck
- All Stainless Steel Hardware
- WideTrac™ Variable Deep-V Hull
- All-Welded .110 Gauge Alloy
- Deluxe Custom Weave Carpet
- 69 Cubic Feet of Gear Storage
- Bonded SuperLock™ Construction
- Lifetime Limited Warranty

KEY OPTIONS:

- Choice of Mercury® Outboard
- Lowrance® X50SD Fishfinder
- MotorGuide® Trolling Motor
- Additional Fishing Seats
- Under-Seat Lure Trays
- Movable Drink Holders
- Hydraulic Steering w/ Tilt Wheel
- Stainless Steel Ski Pylon
- Mooring Cover




TAHITI 194



TAHITI 224

Photos may show optional equipment.



- A Pedestal Fishing Seat
- B 30" 11.4 Gallon Aerated Livewell
- C In-Deck Rod Storage
- D "L" Lounge w/ Removable Table
- E Optional MotorGuide® Trolling Motor
- F Privacy Enclosure

Standard Package Equipment:

- Two Pedestal Fishing Seats
- 30" / 11.4 Gal. Aerated Bow Livewell
- Stern Aerated Baitwell
- 24V Trolling Motor Receptacle
- In-Deck Storage Lockers
- Two Bow Chaise Lounges (224)
- "L" Lounge w/ Under-Seat Storage
- Removable Pedestal Table
- Privacy Enclosure
- Barrel Helm Chair w/ Slider
- Console w/ Tinted Windshield
- Speed, Tach, Volt, Trim & Fuel Gauges
- Anti-Feedback Steering
- Digital AM/FM CD Stereo w/ MP3 Port
- Sirius® Satellite Receiver
- Interior Courtesy Lights
- Bimini Top w/ Boot
- Painted Bunk Trailer w/ brakes

	TH194	TH224
Deck Length	19' 5.8m	22' 6.7m
Beam	8'6" 2.5m	8'6" 2.5m
Max. Person Capacity	10	12
Max. Person Wt. Cap.	1395 633kg	1660 753kg
Max hp Capacity*	150 111kw	200 149kw
Approx. Hull Weight	1985 900kg	2180 989kg

Factory Packaged Boats are available with various horsepower Mercury® outboards.

CRAFTED FOR....


Performance



This Island's Hot!

Tahiti deck boats employ a fully-integrated design and construction technology that ensures that each and every component of the boat from gunnels to hull are bonded together in one cohesive unit. This SuperLock™ process creates a stronger, quieter hull that runs faster while providing superior handling.


V-Tech™ Performance Hulls



Variable V To deliver better performance, we employ a variable deadrise hull. This design provides stability while sitting, fast hole shots and a smoother, drier ride in rougher water.



WideTrac Extra-wide hulls provide more usable space and better overall performance. Narrower boats tend to fall off plane, while Tahiti hulls ensure that you stay on plane, even at slower speeds.



Reverse Chines Tahiti mod-V, hi-tech hulls incorporate reverse chines for a smooth, dry ride and increased stability for performance running and reduced sliding in turns.

Quality Deck Construction




IronClad™ Plywood Decks

Tahiti decks feature our seven ply, 5/8" marine grade, pressure treated plywood for superior strength. Pressure treated marine plywood is so long lasting it's covered by our Lifetime Limited Warranty. (See dealer for details.)



High-Quality Deluxe Carpet

Custom weave Syntec® marine grade carpet made with stain and mildew resistant Olefin™ fiber is snag resistant and coated with a UV inhibitor to maintain its color for years to come.



Large Storage Compartments

Extra-large rotocast, clean polyethylene storage compartments are located under all lounge seating units.

The Best Components

Suncruiser uses the best quality components from leading manufacturers such as Teleflex® steering and instruments, Lowrance® fishfinders, Mercury® outboards, Jensen® CD stereos, MotorGuide® trolling motors and Dowco® canvas. We then go a step further than the competition by utilizing Everlast® polyethylene seating construction, Olefin® Syntec® custom weave carpet and our "Industry Standard Setting" vacuum-formed composite acrylic consoles and integrated components.

Teleflex®

MERCURY
#1 On The Water

JENSEN

LOWRANCE

NEVER STOP
MotorGuide



Enjoy Sirius' 100 commercial-free satellite radio streams featuring 60 music and 40 sports, news, weather and entertainment streams. Standard on all Tahiti models. SIRIUS

Performance Hull Construction



Performance-Matched Hulls

Hull sections are plasma arc cut from heavy-duty .110 gauge 5052 H-34 marine grade aluminum alloy to provide superior corrosion resistance and hi-impact tensile strength.



PowerGrid™ Construction

The entire substructure is engineered for extra strength by using longitudinal stringers throughout the boat locked together with closely spaced, extruded aluminum transverse ribs.



Polyurethane Closed Cell Foam

To exceed level floatation requirements, and to ensure a quiet and a rigid hull, all available areas of the hull are "shot" with expanding closed cell polyurethane foam bonding together the entire unit.



Stainless-Steel Hardware

All hardware and fasteners are hard marine grade stainless steel throughout for extra strength and maximum corrosion resistance, even in saltwater.



Rounded/Aerated Livewells

Angler models include a bow-mounted, rounded and aerated livewell. Serious fishing features include a timer, removable divider, tempered aluminum and carpeted hatch lids with splash guard seals.



Extra-Rugged Boarding Ladder

Extruded and anodized aluminum ladder provides convenient stern entry for boarding and angles out for ease of use. Wide rungs ensure secure footing while shielded hinges reduce pinch points.



Trolling Motor Receptacle

Angler models come pre-wired for easy trolling motor installation with a 24 volt wiring harness and deck mounted electric plug-in pod complete with trim and tilt switch.



Factory-Built Packages




Tahiti models are delivered as water-ready packages including a choice of outboard power and a high-quality, painted bunk trailer with brakes. All models include a Teleflex® instrument package. Available fishing options include: MotorGuide® trolling motor, Lowrance® fish/depth finder and two additional pedestal fishing seats.



Best Quality Furniture

Luxurious furniture coverings are hand-crafted from premium-grade, DuraLux SRT™ top-coated vinyl for a soft and supple touch. DuraLux resists punching, has excellent memory retention to reduce stretching and is mold and mildew resistant. To provide premium comfort and high-end luxury it's backed by our MemoryTec™ ergonomic construction using Reflex Plus™ multi-density, virgin foam for softer seat backs and

more supportive seat bottoms. To eliminate rot, our EverLast® seating is constructed with polyethylene. And, for added peace of mind, it's all backed by our Lifetime Limited Warranty.



Heavy-Duty Transom

Our heavy-duty transoms incorporate a treated plywood core laminated with thick .110 gauge aluminum for extra strength to handle today's more powerful and heavier outboards.



Hi-Tech Smooth Welding

Our expert craftsmen create consistent, flawless welds for the added benefit of a smooth, clean hull with all the good looks of fiberglass. In fact, many people mistake the Tahiti for glass.



State-of-the-Art Paint Systems

Hulls are hand-sanded, cleaned and acid-etched, then coated with a zinc chromate primer. A finish coat of high-grade polyurethane enamel is electrostatically applied for superior adhesion and oven baked at 180° for lasting good looks.



Premium Marine Canvas

We use the best quality 100% solution-dyed acrylic tweed material for a tight-fitting handsome appearance. Color-fast fabric is mildew and UV resistant, repels water and is covered by our 5 year warranty.



Tough & Sturdy Frames

In addition to great looks, our quality aluminum extrusions and ball joint connectors create the industry's toughest, most durable and easiest-to-use frames.

Accessories & Options


Add more Adventure!

CANVAS ENCLOSURES

Full and Half Enclosures. Whether you are looking to enjoy an overnight getaway, or protect your boat from the elements, our marine grade canvas covers are durable and attractive. Camper enclosures are custom fit and equipped w/ windows and screens to keep the outside, out.



Mooring Cover



Windbreak Enclosure†



Camper Enclosure†



Double Bimini

† Camper enclosures not to be used when engine is running.

Custom Weave Carpet



LS



SS



Tahiti

Fishing



Lowrance® X50 DS Fishfinder

This high-performance electronic fish/depth finder with dual-search sonar features temp, a 4" SuperTwist™ LCD display and 1000' depth to complete your fishing package.



MotorGuide® Trolling Motor

These 55# thrust, 12V bow-mounted trolling motors provide quiet, efficient power to turn your Suncruiser into a stealth fishing machine.



Pull-out Lure/Drink Tray

Hidden under your pedestal fishing seat, these durable plastic trays pull out to provide a combination lure tray and drink holder for added convenience.

Performance



High Performance Lifting Strakes

These unique strakes allow the pontoons to lift higher in the water, reduce drag and increase top-end speed. (On pontoons 22' and above)



XL Package with Center Log

For increased performance, a smoother ride and additional carrying capacity. Includes center log and WaveTamer® aluminum spray shield. (On pontoons 20' and above)



Sea Star® Hydraulic Steering

Enjoy the ease and precision of positive feedback hydraulic steering. Includes tilt up/down wheel for added driver comfort and control.



Our Warranty & Reputation

We are so confident in our superior construction skills and materials that we back every Suncruiser with a Lifetime Limited Warranty. Equally important, we're respected industry-wide for highly dependable, trouble free products. However, if a warranty issue should occur, we're dedicated to making it as hassle-free as possible.

Check our limited warranty to the original retail purchaser:

Pontoon & Hull

Lifetime Limited Warranty - All pontoon tubes, cross-members and motor pods are warranted against defects in materials and workmanship for the lifetime of your boat.

Pontoon Rails

Lifetime Limited Warranty - All aluminum pontoon railings are warranted for the lifetime of your boat.

Wood Deck

Lifetime Limited Warranty - We will replace or repair all decks at a Lowe Boats facility free of charge for materials and labor for the lifetime of your boat.

Seat Back & Base

Lifetime Limited Warranty - Everlast™ seat backs and bases are warranted for the lifetime of your boat.

See your Suncruiser dealer or contact Lowe Boats Customer Service Department for a complete copy of our product warranty including all accessories and components not manufactured by Suncruiser.

Exclusive custom weave carpet adds a mark of distinction to your new 2008 Suncruiser.

Furniture



Exclusive Contour II™ Helm Chair
This "fully-adjustable" chair features folding arm rests, fore/aft pivot slider and reclining capability for premium comfort and style.



Round Bow Table
Enjoy added entertaining flexibility with a removable acrylic pedestal mount table with drink holders. Mounts between the two front lounge seats.



Soft-Sided Cooler
Custom SunCruiser cooler is insulated to keep your beverages and food cool while its foldable, soft-sided construction allows for easy stowing when not in use.



Entertainment & Convenience



Jensen® Radio with Satellite Access by Sirius®
Enjoy 100 streams of commercial-free satellite radio with this digital AM/FM CD stereo satellite receiver system. (Optional on SS models)



Ski Tow Bar
Equip your SunCruiser for watersports fun and excitement. Add an optional stainless steel ski tow bar for skiing or wake boarding.



MERCURY
1 On The Water

Maximum Performance & Reliability

Mercury® continues to be the benchmark in proven outboard technology and innovation worldwide. All SunCruiser pontoon and deckboats are delivered as factory pre-rigged packages with your choice of outboard up to the boat's rated horsepower capacity. SunCruiser pontoons are available with a wide variety of either EFI four-stroke motors or OptiMax® direct-injected, two-stroke motors. Tahiti deck boats also include high-performance Verado® power. They all feature lightweight, clean technology and premium performance while consuming surprisingly little fuel.

Stylish Color Choices

GRAPHICS/PAINT



Blue/Pale Cameo



Yellow/Pale Cameo



Regal Red/Pale Cameo



Platinum/Pale Cameo

FURNITURE



Blue/Mica/Pale Cameo/Oyster



Yellow/Mica/Pale Cameo/Oyster




Red/Mica/Pale Cameo/Oyster



Platinum/Mica/Pale Cameo/Oyster

Platinum is not available on SS and Tahiti models. Yellow is not available on LS models.

CUSTOM WEAVE CARPET



Boca Raton/Mica



Boca Raton/Mica




Boca Raton/Mica



Boca Raton/Mica

Suncruiser® Premium Trailers

Suncruiser custom trailers are factory-matched to cradle your boat and motor securely and track surely behind your tow vehicle. Heavy-duty steel frames are all-welded with a baked-on polyester powder-coat paint and molded composite fenders. Suncruiser trailers are both NMMA certified and D.O.T. approved.



STANDARD FEATURES	LS SERIES - Cruisers					SS SERIES - Cruisers							TAHITI - Cruisers			
	240	220	200	224	204	240	220	200	180	224	204	184	220	190	224	194
Construction Features (• = Standard)																
NMMA certified	•	•	•	•	•	•	•	•	•	•	•	•	•	•	•	•
25" pontoons w/3 bulkheads (pressure tested)	•	•	•	•	•											
23" pontoons w/3 bulkheads (pressure tested)						•	•	•	•	•	•	•				
Full-length extruded pontoon keels	•	•	•	•	•	•	•	•	•	•	•	•				
All-aluminum motor mount	•	•	•	•	•	•	•	•	•	•	•	•				
All-stainless-steel hardware	•	•	•	•	•	•	•	•	•	•	•	•	•	•	•	•
QuietRide™ anodized rails and fencing	•	•	•	•	•	•	•	•	•	•	•	•				
Raised rails off deck	•	•	•	•	•	•	•	•	•	•	•	•				
Heavy-duty extruded alum. cross channels	•	•	•	•	•	•	•	•	•	•	•	•				
Heavy-duty extruded alum. "M" brackets	•	•	•	•	•	•	•	•	•	•	•	•				
Anodized trim band with rub rail insert	•	•	•	•	•	•	•	•	•	•	•	•				
Powder-coated cast corner caps	•	•	•	•	•	•	•	•	•	•	•	•				
7-ply one-piece seamless plywood deck	•	•	•	•	•	•	•	•	•	•	•	•				
IronClad™ pressure-treated wood deck	•	•	•	•	•	•	•	•	•	•	•	•	•	•	•	•
Stainless-steel bolted deck construction	•	•	•	•	•	•	•	•	•	•	•	•				
Heavy-duty 5052 marine aluminum alloy	•	•	•	•	•	•	•	•	•	•	•	•	•	•	•	•
High-gloss multi-step paint finish													•	•	•	•
Custom-weave marine carpet	•	•	•	•	•	•	•	•	•	•	•	•	•	•	•	•
Oversized gates (wheelchair access)	•	•	•	•	•	•	•	•	•	•	•	•				
Stainless-steel mooring/ski eyes													•	•	•	•
Pop-out stainless cleats (4)													•	•	•	•
Extruded bow cleats	•	•	•	•	•	•	•	•	•	•	•	•				
Special Features																
Fuel tanks (gallons/liters)	24/91	24/91	24/91	24/91	24/91	24/91	24/91	24/91	24/91	24/91	24/91	24/91	38/144	27/102	38/144	27/102
Auto bilge pump with manual override													•	•	•	•
Docking lights	•	•	•			•	•	•	•							
Navigation lights	•	•	•	•	•	•	•	•	•	•	•	•	•	•	•	•
Privacy enclosure	•	•	•	•	•	•	•	•	•	•	•	•	•	•	•	•
Stern entry deck with ladder	•	•	•	•	•	•	•	•	•	•	•	•	•	•	•	•
Storage compartments	•	•	•	•	•	•	•	•	•	•	•	•	•	•	•	•
12V trolling motor harness				•	•					•	•	•			24V	24V
Aerated livewell (gallons)				13	13					13	13	13			11.4	11.4
Black painted bunk trailer with brakes													•	•	•	•
Top																
Color coordinated bimini top with boot	•	•	•	•	•	•	•	•	•	•	•	•	•	•	•	•
1 1/4" extruded aluminum tube frame	•	•	•	•	•	•	•	•	•	•	•	•	•	•	•	•
Helm																
Composite molded acrylic/ABS console	•	•	•	•	•								•	•	•	•
Rotomolded console						•	•	•	•	•	•	•				
Tinted windshield with quick disconnect	•	•	•	•	•	•	•	•	•	•	•	•	•	•	•	•
Anti-feedback steering	•	•	•	•	•	•	•	•	•	•	•	•	•	•	•	•
Drink holders	•	•	•	•	•	•	•	•	•	•	•	•	•	•	•	•
Horn	•	•	•	•	•	•	•	•	•	•	•	•	•	•	•	•
Courtesy lights	•	•	•	•	•	•	•	•	•	•	•	•	•	•	•	•
Switch panel w/rocker switches & circuit breakers	•	•	•	•	•	•	•	•	•	•	•	•	•	•	•	•
12-Volt receptacle (in dash)	•	•	•	•	•	•	•	•	•	•	•	•	•	•	•	•

	LS SERIES - Cruisers					SS SERIES - Cruisers							TAHITI - Cruisers			
	240	220	200	224	204	240	220	200	180	224	204	184	220	190	224	194
Helm																
AM/FM CD stereo w/MP3 player port	•	•	•	•	•	•	•	•	•	•	•	•	•	•	•	•
Sirius satellite receiver with 6-month service	•	•	•	•	•								•	•	•	•
Speedometer, tachometer, voltmeter, fuel gauge	•	•	•	•	•	•	•	•	•	•	•	•	•	•	•	•
Trim gauge	•	•	•	•	•								•	•	•	•
Lockable glove box	•	•	•	•	•											
40-qt. soft-sided cooler	•	•	•	•	•	•	•	•	•	•	•	•	•	•	•	•
Cooler storage locker	•	•	•	•	•											
Binnacle or concealed side-mount control	•	•	•	•	•	•	•	•	•	•	•	•	•	•	•	•
Emergency ignition stop switch	•	•	•	•	•	•	•	•	•	•	•	•	•	•	•	•
Furniture																
Everlast™ furniture bases and backs	•	•	•	•	•	•	•	•	•	•	•	•	•	•	•	•
DuraLux™ SRT vinyl with Reflex Plus™ foam	•	•	•	•	•	•	•	•	•	•	•	•	•	•	•	•
Bow lounge(s) with storage	•	•	•			•	•	•	•				•	•	•	•
“L” lounge (stern)	•	•	•	•	•	•	•	•	•	•	•	•	•	•	•	•
Pedestal mount table with drink holders	•	•	•	•	•	•	•	•	•	•	•	•	•	•	•	•
Helm seat with pivot slider	•	•	•	•	•	•	•	•	•	•	•	•	•	•	•	•
Padded sundeck	•	•	•	•	•	•	•	•	•	•	•		•	•		
Bow pedestal fishing seats/aft seat bases															•	•
Bow & stern pedestal fishing seats				•	•					•	•	•				
OPTIONAL EQUIPMENT																
Other Options (• = Available options)																
25” pontoons with 3 sealed chambers						•	•	•		•	•					
Sirius satellite receiver with 6-month service						•	•	•	•	•	•	•				
Double bimini top	•					•										
Mooring or playpen cover	•	•	•	•	•	•	•	•	•	•	•	•	•	•	•	•
Camper enclosure	•	•	•			•	•	•								
Windbreak enclosure	•	•	•	•	•	•	•	•		•	•					
Contoure™ II helm chair	•	•	•	•	•	•	•	•	•	•	•	•				
Vinyl flooring exchange	•	•	•	•	•	•	•	•	•	•	•	•				
Ski tow bar or pylon	•	•	•	•	•	•	•	•	•	•	•	•	•	•	•	•
Round table between bow lounges	•	•	•			•	•	•	•							
Sea Star® hydraulic steering	•	•	•	•	•	•							•	•	•	•
Black painted bunk trailer	•	•	•	•	•	•	•	•	•	•	•	•				
Galvanized bunk trailer	•	•	•	•	•	•	•	•	•	•	•	•	•	•	•	•
Choice of trailers with brakes and/or dual axles	•	•	•	•	•	•	•	•	•	•	•	•	•	•	•	•
Spare tire and bracket	•	•	•	•	•	•	•	•	•	•	•	•	•	•	•	•
Docking lights				•	•					•	•	•				
Convenience center	•															
Fishing Options																
MotorGuide® electric trolling motor				•	•					•	•	•			•	•
Lowrance X50DS fishfinder				•	•					•	•	•			•	•
Lure trays under pedestal seat				•	•					•	•	•			•	•
Performance Options																
Center log with WaveTamer™	•	•	•	•	•	•	•	•		•	•					
WaveTamer™ (2-log pontoons)	•	•	•	•	•	•	•	•	•	•	•	•				
Lifting strakes	•	•		•		•	•			•						



Superior Value Pontoons & Deck Boats!

Making Great Family Memories...

THE SUNCRUISER COMMITMENT

Did you ever wonder how a company determines what their brand stands for? What it is that they can promise their customers - and faithfully live up to? At Lowe Boats, we're dedicated to creating great family boating experiences. It's a commitment that affects every single thing we do from initial design to delivery.

FIRST FULL-LINE ISO CERTIFIED ALUMINUM BOAT COMPANY

ISO 9001:2000 is an internationally recognized method of organizing and operating all processes that affect the design, production, delivery and service of our products. These strict guidelines help ensure that our products meet your complete satisfaction. Our certification is the working testament of the commitment to excellence of Lowe employees who strive to produce consistent, high-quality products.



LOWE
BOATS

WWW.SUNCRUISER.COM

Lowe Boats 2900 Industrial Drive, Lebanon, Missouri 65536 417-532-9101

© 2007 LOWE BOATS, Inc.

NMMA
CERTIFIED
using ABYC standards

Please read carefully. All prices and specifications subject to change. Lowe Boats reserves the right to discontinue models or change prices, specifications, materials, color or design at any time without incurring obligations.

Some models are shown with optional features. Hull weights shown in this catalog reflect the approximate weight of the boat only, and do not include weights of the outboard motor or accessories installed.

All boats meet or exceed United States Coast Guard and Canadian Coast Guard regulations and National Marine Manufacturers Association Certification Standards.

Please respect the marine environment, be courteous to others on the water and follow the rules of safe boating.